

SNAPSHOT OF SUBSTANCE DEPENDENCE AND ADDICTION IN WELLINGTON COUNTY

FALL 2017

CURRENT SITUATION IN ONTARIO

Death rate from any substance (opioids, cocaine, alcohol etc.) (2015 data):

1 DEATH EVERY 8 HRS



Source: Public Health Ontario Interactive Opioid Tool; <https://www.publichealthontario.ca/en/DataAndAnalytics/Pages/Opioid.aspx#/trends>

OPIOID RELATED-DEATHS 2016 vs. 2015

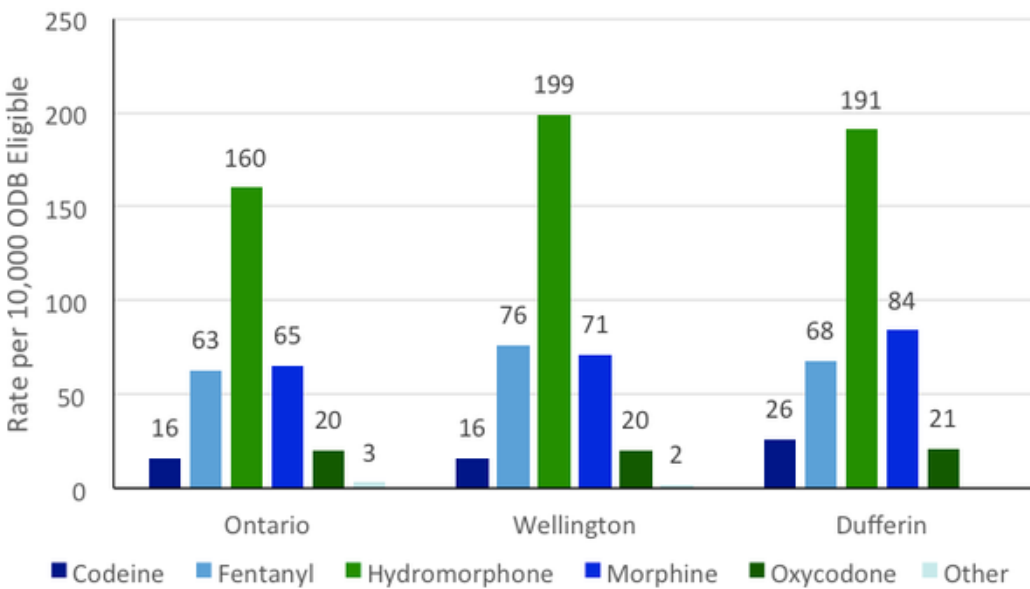
1 OPIOID RELATED DEATH EVERY 10 HRS

42% were due to fentanyl

↑ 19% in Ontario

↑ 42% in Wellington

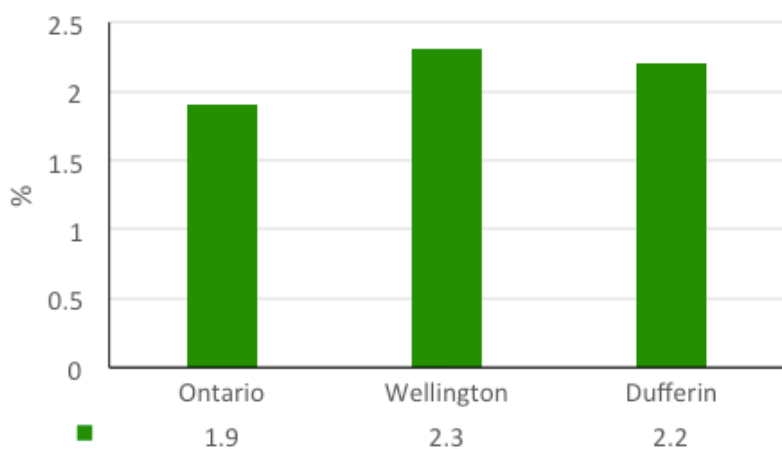
Source: Public Health Ontario Interactive Opioid Tool; <https://www.publichealthontario.ca/en/DataAndAnalytics/Pages/Opioid.aspx#/trends>



In 2015, the rate of hydromorphone, morphine, and fentanyl use was **higher in Wellington County** than the Ontario provincial average.



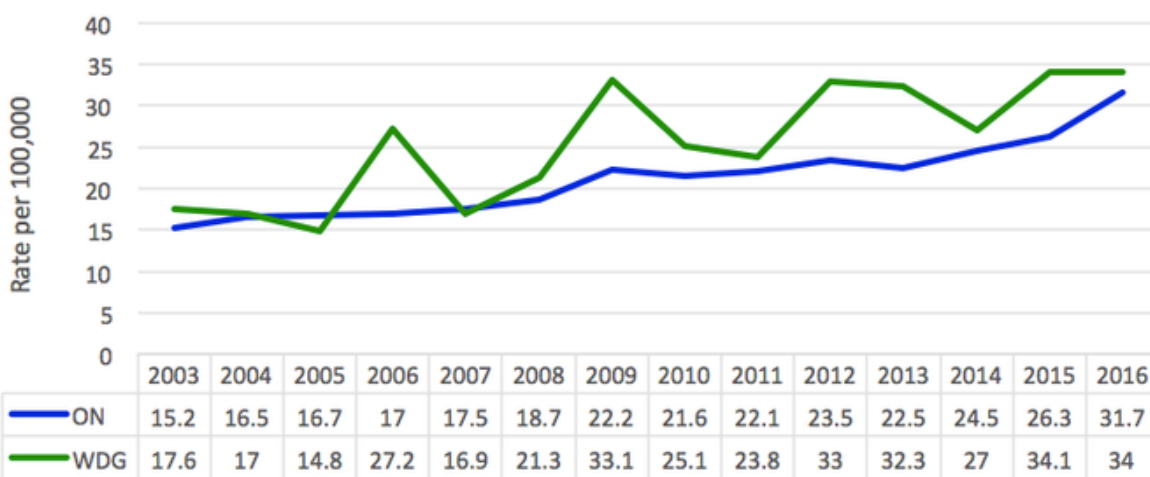
Source: Opioid Use And related Adverse Events in Ontario, ODPRN November 2016



In 2016, the proportion of opioid users with a high dose prescription was **higher in Wellington County** than the Ontario provincial average.



Source: Opioid Use And related Adverse Events in Ontario, ODPRN November 2016



Since 2003, opioid-related emergency department visits in Wellington County have been consistently **on the rise.**



Source: Public Health Ontario Interactive Opioid Tool; <https://www.publichealthontario.ca/en/DataAndAnalytics/Pages/Opioid.aspx#/trends>; accessed 05Sept2017

WELLINGTON COUNTY ALCOHOL USE



Hospitalizations for diseases caused solely by alcohol have **increased by 28%** from 2009-2013



22% of **grade 7** students and 66% of **grade 10** students reported drinking in the last 12 months.

Source: A Report on Alcohol in Wellington, Dufferin, and Guelph, WDGPH March 2015